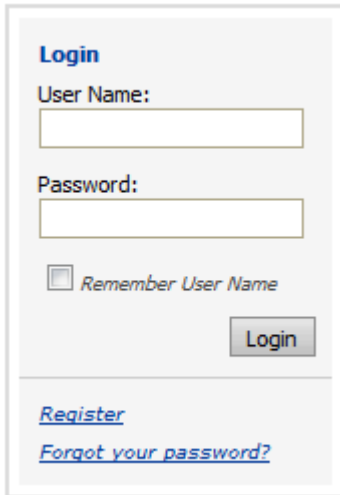


ASO Instruction Sheet

Each individual will need to register prior to ordering & enter their credit card details after placing their order

Step 1

<http://doculink.myprintdesk.net/dsf//asp4/companies/ASO/storefront.aspx>

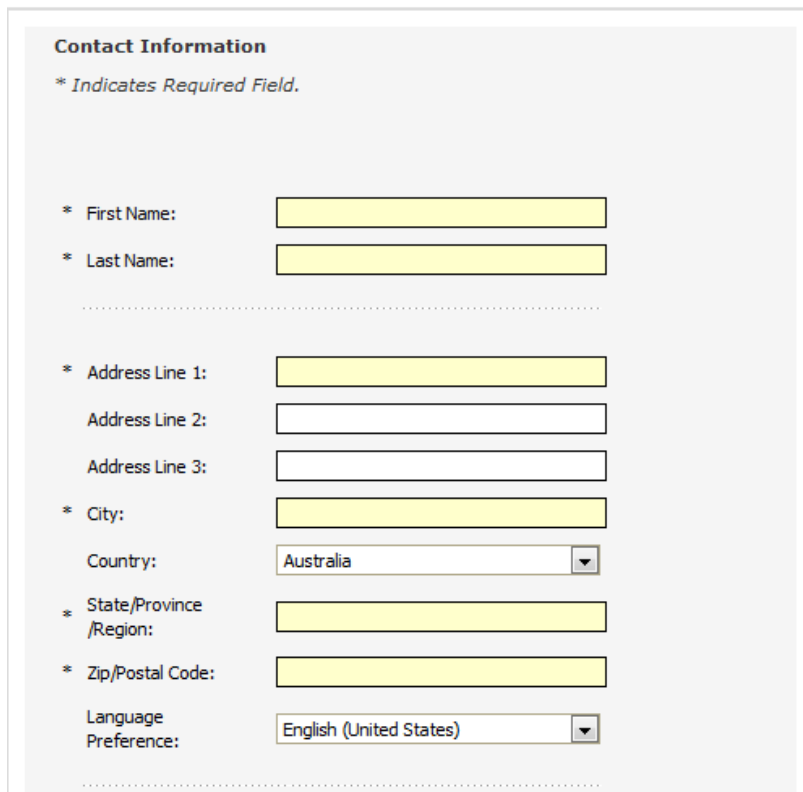


The screenshot shows a login and registration form. At the top, the word "Login" is written in blue. Below it are two text input fields: "User Name:" and "Password:". Under the password field is a checkbox labeled "Remember User Name". To the right of these fields is a "Login" button. Below the login section, there are two links: "Register" and "Forgot your password?", both in blue text.

Click Register

Step 2

Enter all fields required



The screenshot shows a "Contact Information" form. At the top, it says "* Indicates Required Field." Below this are several fields: "First Name:" (required), "Last Name:" (required), "Address Line 1:" (required), "Address Line 2:" (optional), "Address Line 3:" (optional), "City:" (required), "Country:" (dropdown menu with "Australia" selected), "State/Province/Region:" (required), "Zip/Postal Code:" (required), and "Language Preference:" (dropdown menu with "English (United States)" selected). The required fields are highlighted in yellow.

Step 3

Account Information

* User Name:

* Password:

* Re-enter Password:

* Security Question: ▼

* Security Answer:

* Enter the code shown below:

RV9P6

User name: the email you registered with

Password: user to create

Step 4

Enter the quantities required and click 'add to cart'

Featured Products

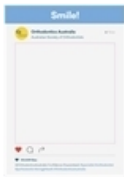


[GOOD CHOICE DL BROCHURE \(PACK 100\)](#)

GOOD CHOICE DL BROCHURE (PACK 100)

Qty:

[Add to Cart](#)




[Instagram Sign A1](#)

Instagram Sign A1

Qty:

[Add to Cart](#)



[Good Pull-up Banner \(850 x 2150mm\)](#)

Good Pull-up Banner (850 x 2150mm)

Qty:

[Add to Cart](#)



[Good Pull-up Banner \(600 x 1600mm\)](#)

Good Pull-up Banner (600 x 1600mm)

Qty:

[Add to Cart](#)



[Rainbow Pull-up Banner \(850 x 2150mm\)](#)

Rainbow Pull-up Banner (850 x 2150mm)

Qty:

[Add to Cart](#)

Step 5

Add in the delivery details required and click checkout

Please add any special instructions that may be required

Products	Quantity	Item Price	Item Total
GOOD CHOICE DL BROCHURE (PACK 100) Remove Save for later	<input type="text" value="1"/>	\$15.00	\$15.00
Item Name: GOOD CHOICE DL BROCHURE (PACK 100)			
		Subtotal:	\$15.00
		Shipping:	\$0.00
		Taxes:	\$1.50
		Total:	\$16.50

Price subject to change.

Recipients [Add Another Recipient](#)

Recipient #1

Please enter recipient information below.

First Name: Address:

Last Name:

Company:

Telephone: City:

E-Mail Address: Country:

State/Province /Region:

Zip/Postal Code:

Save to My Address Book

Method:

Delivery Instructions:

You must click save to proceed with checkout.

[Update Price](#)

Step 6

Enter your credit card details


Checkout 1. Payment 2. Review

Payment

Payment Method:
Credit Card

Credit Card

Secure Credit Card Payment

Card Type: MasterCard 

Card Number:

CVV Number: [What's This?](#)

Expiration Date: 2017

Billing Address

First Name: (As it appears on credit card)

Last Name: (As it appears on credit card)

Address:

City:

Country:

State:

Zip/Postal Code:

Telephone Number:

Step 7

Review your order and confirm

The recipient will receive a confirmation email once their order has been received.

2 week turnaround from order to delivery